

The City of Cardiff Council Corporate Plan

2016 - 2018

DRAFT



make the
difference



make the difference



Contents

Foreword by the Leader of the Council	4
Our Vision for Cardiff	5
Delivering Our Vision	6
Pressures Facing the City	8
The Need to Prioritise	10
Priorities and Improvement Objectives We Want to Achieve	12
- Priority 1: Better education and skills for all	13
- Priority 2: Supporting vulnerable people	21
- Priority 3: Creating more and better paid jobs	27
- Priority 4: Working together to transform services	33
Appendix A: Performance Indicators and Targets 2016-18	38

Corporate Plan 2016-18



Our vision is for Cardiff to become Europe’s most liveable capital city. This Plan sets out what the Council will do to achieve that ambition, how we will do it and how we will measure our progress.

People love living in Cardiff. It’s got the capital city feel, but with a real sense of community. It’s got the benefits of a big city, but without many of the drawbacks and it is a city where having a great career or a great quality of life isn’t an ‘either/or’ question.

The recently published Liveable City Report sets out how Cardiff is performing on a wide range of issues which together make a great city. The Report takes a fascinating look at life in the city, highlighting where we are performing well, whilst also identifying where we need to improve. Overall, it paints a picture of a city that’s going places, but equally one where deep inequalities persist.

As a Council we are clear about our priorities for taking the city forward and tackling inequality:

- Better education and skills for all;
- Supporting vulnerable people;
- Creating more and better paid jobs;
- Working together to transform services.

Despite ongoing public sector austerity, we are making progress in each of these priorities.

In **education**, we have protected school funding, spending more and delegating a greater proportion of budget to schools than other Welsh local authorities. We are investing £168m to modernise our schools, and our focus on improving performance has helped GCSE results improve by 10% since 2012.

We have backed our commitment to **supporting vulnerable people**, spending around £91m on adult social services and £137m on social services. We provide over 13,000 social homes for people in most need, and have recently signed a contract to deliver another 1400 affordable homes in the city. We have worked with our partners to make 2,320 offers of accommodation to help those affected by the UK Government’s Welfare Reform programme.

We’re **creating more and better paid jobs** in the city through the regeneration of Central Square, the new bus interchange, alongside a new Local Development Plan and the proposed £1.2bn Cardiff Capital Region City Deal.

We’re making efficiencies and **transforming our services**. Our community hubs are a great example, where a number of different partners offer a range of services all under one roof. This improves access to services and helps us save money. That is why I was pleased to see three new community hubs open in Cardiff Central, Grangetown and Rumney over the last year.

In the face of increased demand for our services and rapidly reducing budgets we are delivering for the city.

I believe great cities need great public services. No matter the scale of the challenge, we are committed to delivering great public services for the people of Cardiff, and to making the capital city of Wales a great place to live and a city of opportunity for everyone, regardless of background.

**Cllr Phil Bale | Leader,
City of Cardiff Council**

Our Vision for Cardiff:

'To be Europe's most liveable Capital City'

Being a liveable capital city means achieving seven shared outcomes



Co-operative Council: Delivering the Vision

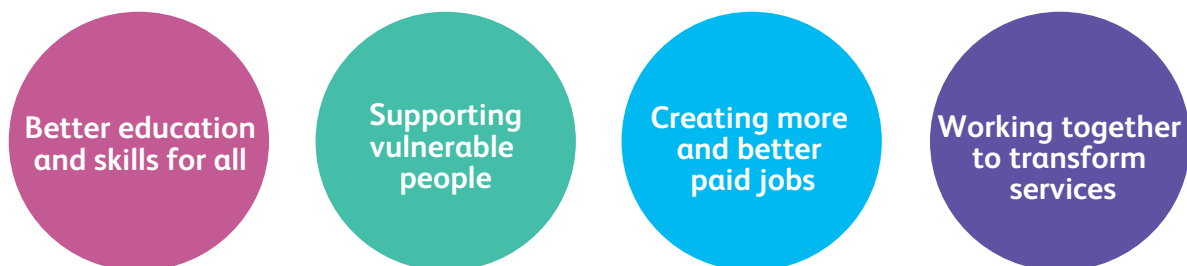
We will be a Co-operative Council, **connected to the citizens and communities** of Cardiff

Cardiff will **connect Wales to the world** and be a **Capital city that attracts business, investment, talent and tourism**

Co-operative Values: We Are Cardiff



Our Priorities:



Delivering Our Vision

The Cabinet’s vision for Cardiff is to become **“Europe’s most liveable capital city”**.

This vision will be achieved by delivering seven outcomes which have been jointly agreed by public service and third sector partners in the city, as identified in Cardiff’s Single Integrated Plan - **“What Matters”**:

- **People in Cardiff are safe and feel safe**
- **Cardiff has a thriving and prosperous economy**
- **People in Cardiff achieve their full potential**
- **Cardiff is a great place to live, work and play**
- **People in Cardiff have a clean, attractive and sustainable environment**
- **People in Cardiff are healthy**
- **Cardiff is a fair, just and inclusive society**

The ‘Liveable City Report’ captures how the city is performing against a range of high level indicators associated with each outcome and will be published annually.

The Corporate Plan captures the Council’s contribution to delivering Cardiff’s seven

outcomes, setting out the organisation’s priorities and what will be done to deliver against these priorities. **Other city partners have an important contribution to make** and, while the Council works with many of them on a range of issues, this plan focuses on the Council’s contribution to the delivery of the seven city-wide outcomes.

It is not an expression of everything the Council does, but a statement on the strategic priorities of the organisation. Directorate Delivery Plans will provide greater detail on how objectives contained within this plan will be delivered, and will also contain details of Council activity which is not included in this Plan. Each individual employee’s contribution to Corporate & Directorate plans will be captured through the Personal Performance and Development Review process.

Statutory Requirements

This Corporate Plan meets the Council’s duty to publish an Improvement Plan and set improvement objectives in line with the requirements of the **Local Government (Wales) Measure 2009**. The Council’s improvement objectives are identified under each of our priorities.

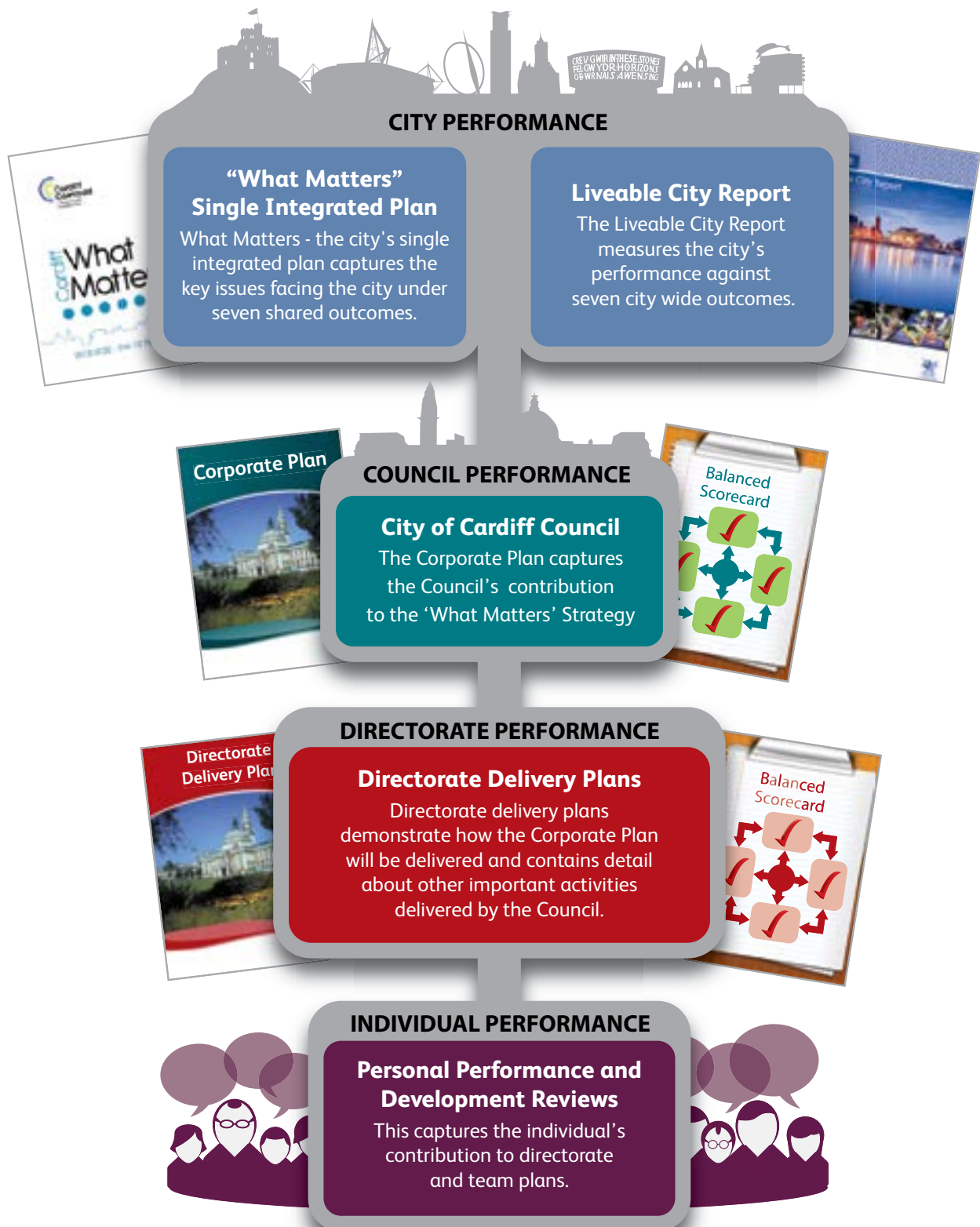
The City of Cardiff Council also supports the aims of the **Well-being of Future Generations (Wales) Act 2015** and welcomes the move to place sustainability at the heart of decision-making in Wales. The Act identifies **national well-being goals for Wales**, towards which the City of Cardiff Council is committed to contributing. The Council and its Public Service Board partners believe delivering the well-being goals will rely on effectively coordinating all local resources as part of a whole area approach. The City of Cardiff Council’s well being objectives will therefore be the outcomes identified within the What Matters Strategy.

This approach effectively demonstrates the contribution of the Council, and the collective contribution of local organisations across Cardiff, to the national outcomes framework set by Welsh Government.

The Council is also committed to all its statutory obligations, such as the duties expressed within the Single Equality Act and the Welsh Language Standards.

“Well Being Goals”	Local Area “Well-Being Objective” (Cardiff’s 7 outcomes)	The City of Cardiff Council Priorities
A prosperous Wales	Cardiff has a thriving and prosperous economy & People in Cardiff achieve their full potential	Sustainable economic development & Education and skills for people of all ages
A resilient Wales	Cardiff is clean, sustainable and attractive	
A healthier Wales	People in Cardiff are healthy	
A more equal Wales & A globally responsible Wales	Cardiff is fair, just and inclusive	Supporting vulnerable people & Working with people and partners to design, deliver and improve services
A Wales of cohesive Communities	People in Cardiff are safe and feel safe	
A Wales of vibrant culture and thriving Welsh language	Cardiff is a great place to live, work and play	

Delivering the vision: Europe's Most Liveable Capital City



Pressures facing the city: Austerity and Growth

The Council's vision will need to be delivered against a backdrop of pronounced financial pressures and increasing demand for public services.

Between 2013 and 2034 Cardiff's population is expected to increase dramatically, with the city experiencing the biggest percentage increase in population of any major British city. This growth is a sign of success – people want to live in Cardiff. However, it will also put additional demand pressure on public services. It will mean, for example, a big increase in the number of school age children and the number of older people, which in turn will put greater pressures on a number of important council services such as schools and adult social care.

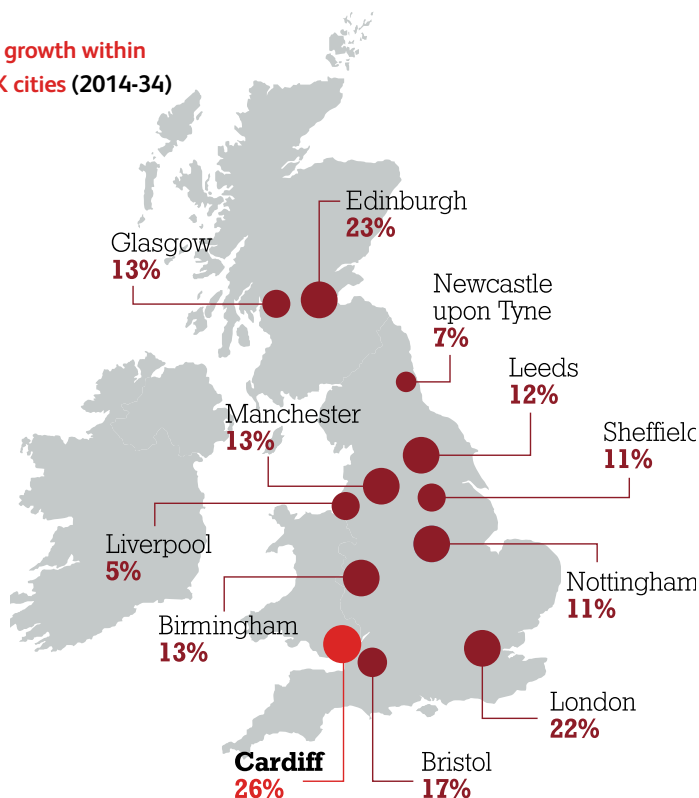
At the same time, the amount of funding available for public services is projected to continue to fall. The Council faces a budget shortfall of **£78m over the next three years**, in addition to the **£190m reduction in the budget over the past decade**. Less money means that providing the support

and services people need is becoming more difficult. These pressures are faced by other public and third sector organisations in the city as well. Over the next three years, public services across Cardiff need to save in excess of £100m each year. We must therefore guard against costs and pressures being unintentionally pushed onto other organisations or providers.

This will require close working with our partners. It will also mean that a number of difficult choices will need to be made about which services are delivered - and how they are delivered - in the future

PUBLIC SERVICES IN
CARDIFF WILL HAVE
**LESS MONEY,
MORE PEOPLE
NEEDING SUPPORT,**
AND THE **FASTEST
GROWING**
POPULATION IN THE UK

Population growth within selected UK cities (2014-34)



Our Workforce

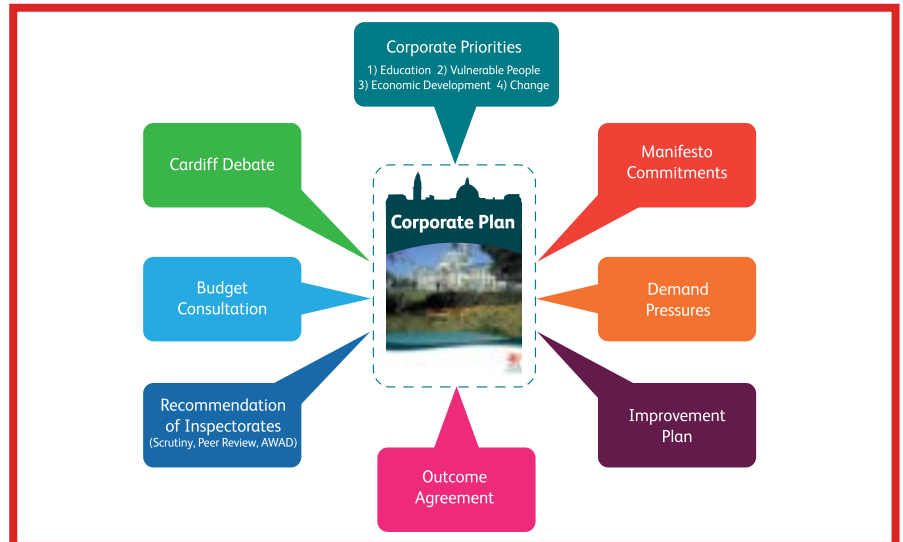
The Council believes that our workforce is our most valuable asset. Council employees are responsible for delivering services across the city and its communities every day and, in delivering this plan, the contribution of staff will be crucial.

In 2015/16 a programme of staff engagement has been underway to ensure that the organisation understands the challenges front-line staff experience in delivering service priorities, and fully considers the opportunities that they identify to improve performance. This has included Chief Executive roadshow events, where members of staff get to meet the Council's Chief Executive and discuss the Council's priorities, as well as a 'staff ambassadors' scheme which now has over 150 members.

Recognising the need to ensure staff interests are fully understood during a period of organisational change, the Council and the Trade Unions have agreed to work in partnership on a programme of reform. The agreement will see the Council's Leader, Cabinet and Trade Unions work together to reform the delivery of Council services. Key principles will include working together to provide a level of certainty for staff on major issues, to protect jobs wherever possible and to reform council services in a cost-effective manner.

Shaping the Corporate Plan

A number of factors help shape the Corporate Plan, including local priorities and the views of the citizens of Cardiff, national priorities as set by the Welsh Government, and the recommendations of inspectorates and audit bodies in relation to the Council's performance and areas for improvement. The Council is committed to openness and engagement and has been running the Cardiff Debate - an extensive programme of citizen engagement - to provide an ongoing conversation with citizens, communities and partners. The graphic below illustrates how the Council is responding to some of the feedback and themes emerging from the consultation undertaken to date:



Cardiff Debate Feedback	Responding to Community Voices
<p>Which services are a priority for you and your family?</p> <ul style="list-style-type: none"> • Health Services (12.9%) • Education & Skills (9.8%) and • Keeping Children Safe (9.5%) 	<p>Education and Supporting Vulnerable People are clear priorities for the Corporate Plan. There are specific objectives about integrating health and social care and promoting independent living, which is known to have an impact on health and quality of life.</p>
<p>Which services so you and your family use?</p> <ul style="list-style-type: none"> • Parks and Green Spaces (24.3%) • Sports, Leisure & Cultural Facilities (16.6%) • City Travel (13.7%) • Libraries, Community Centres & Hubs (13.0%) 	<p>The Sustainable Economic Development priority includes a number of objectives to improve transport in the city.</p> <p>This plan's 4th priority (Working with people and partners to design, deliver and improve services) has specific objectives on ensuring sustainable long term provision of non-statutory but highly valued services such as cultural and leisure centres, libraries and community services.</p>
<p>What matters most to you in the delivery of that service?</p> <p>Strong emphasis on service quality as opposed to other factors such as cost, proximity of services to home and who delivers the service.</p>	<p>This is addressed in this plan's 4th Priority: Working with people and partners to design, deliver and improve services. A three year Organisational Development Programme (ODP) has been established to ensure that Council services can change to meet the challenges of growth and austerity.</p>

Between 11th December 2015 and 12th January 2016 the Council consulted on its draft budget.

This was a wide-reaching process including 20 Community Engagement events and a Youth Council event. The online version of the survey had 11961 views, with the accompanying video played 5294 times. In addition 5000 hard copies of the questionnaire were distributed, ensuring greater accessibility. This all contributed to 3348 completed questionnaires.

A large proportion of respondents (88.5%) recognised the crucial fact that a budget gap means there are difficult choices to be made. There was strong support for exploring new ways of working (76%) as well as increasing digitalisation of services (88.1%).

Just over 1 in 3 respondents (34.3%) said they supported the idea of community and third sector groups running more services, with a similar number (35.1%) being unsure or opposing (31%).

The difficult question of charging more for some services received a fairly positive response, with close to half (46.5%) supporting this proposal.

While the Cardiff Debate and budget consultation are just two of several elements shaping the Plan, they have helped ensure services are responsive to local need and their outcomes have been considered in the development of the Plan.

The Need to Prioritise

The City of Cardiff Council can no longer do all the things it has done in the past. With reducing funding and increasing demand, the Council must be clear about its priorities.

Our priorities:

- Better education and skills for all;
- Supporting vulnerable people;
- Creating more and better paid jobs;
- Working together to transform services.

For each priority, a limited number of improvement objectives have been established.

For each improvement objective, high level commitments and performance indicators have been chosen, and associated targets have been identified to measure progress.

To ensure there is a clear accountability for delivering each objective, a Lead Member, or in some instances Members, are identified.

Measuring Progress

The delivery of the Corporate Plan will be monitored through the Council's strengthened Performance Management Framework, including:

- Performance Challenge sessions of the Council's Senior Management Team;
- Joint Cabinet and Senior Management Team Performance Challenge meetings;
- A Challenge Forum involving Members, Senior Officers and external peer support to challenge the Council's progress against its improvement journey and delivery of the Corporate Plan.

Aligned monitoring and reporting cycles for finance and service performance information will further support this and afford far greater visibility of the Council's overall performance position – against which progress will be monitored on an ongoing basis.

› Key Terms

City Wide Outcomes

- Seven high level outcomes, which have been agreed with partners and are contained in Cardiff's Single Integrated Plan – "What Matters".
- Achieving these outcomes requires action across a range of organisations.

Council Priorities

- The Council's priorities recognise the most important areas that need to be addressed in the short to medium term.

Improvement Objectives

- For each priority 2-3 Improvement Objectives have been identified. These reflect specific areas where the Council wishes to see improvement.
- Improvement Objectives are expressed clearly and simply, to explain the future condition (or specific local outcome) we want to achieve and are therefore outcome focused improvement objectives.

Commitments

- Commitments are specific initiatives that the Council will undertake to deliver the Improvement Objectives and contribute to City Wide Outcomes

Measuring Progress

- Progress will be measured by a set of indicators.
- These will include nationally set indicators (known as NSIs and PAMs), service improvement data which is collected by local authorities across Wales, and local indicators chosen by the Council.



Delivering for Cardiff:

Our Core Business

Everyone in Cardiff uses public services and many of them are provided by the Council. It is sometimes easy to forget about all the important services that the Council delivers - every day - to people across the city.



Each year the Council **delivers over 700 services to 352,000 residents in 151,000 households**, helping to support local communities and improve the lives of local people. Many will be aware that the Council is responsible for collecting bins, cutting grass and cleaning streets, but it also provides support for older people and people with disabilities, it runs schools and manages a high quality housing stock, as well as looking after children who are in care.



The Council also ensures delivery of **leisure facilities across the city** which makes a positive impact on the health and well-being of communities. **Parks and green spaces** - which are a huge part of the city's appeal - are maintained by the Council. The Council will continue to work with

"friends groups" to make the best use of important natural assets and vital recreational areas. This is in addition to working with partners to improve community engagement and local management of green spaces and community facilities.

Supporting the city's **leisure and recreational offer** not only ensures that people in Cardiff have a wide choice of physical activities, but it also helps keep people healthy and reduces the likelihood of long term health problems.



Cardiff has a long and successful track record of delivering **major sporting events**. Hosting **Rugby World Cup matches and the first Test match in the Ashes Cricket series in 2015** again demonstrated the city's capacity to deliver globally recognised events. In the next few years, the city will host the **World Half Marathon**, a leg of the Volvo Round the World Race and club football's biggest game – the **Champions League Final**.

Cardiff has a strong cultural offer but, due to budgetary pressures, the Council needs a new model to support art and culture in the city. By working with artists and communities, art and culture are being taken out of museums and galleries and into the communities of Cardiff. It is an exciting agenda and a real demonstration of how the Council can support the Arts in the future.

As well as those living in the city, over 80,000 people commute into Cardiff every day from across the city-region. This represents over one third of the city's workforce. Keeping the city and the city-region moving is therefore a top priority. This will require planning and delivering with our neighbours across the Cardiff Capital Region.



Within the city boundaries the Council plays a crucial role as it **maintains roads and highways** as part of a wider strategy for dealing with traffic and congestion. Other important issues, like fixing potholes, are also addressed whilst a joined up transport strategy to keep the city moving during peak traffic is taken forward by the Council. This includes encouraging a shift towards more sustainable modes of travel, enabling people to get around Cardiff in a convenient, safe and more environmentally friendly way.

Council staff continue to work every day to keep Cardiff's streets clean and the Council also **monitors air quality and noise** and ensures that **public and consumer safety** is upheld to the highest standards.

While the financial pressures are undoubtedly challenging, the Council will continue to deliver and support a wide range of public services on behalf of citizens and communities across the city. Doing so will be fundamental to delivering the vision of becoming **Europe's most liveable capital city**.

Our Priorities and Improvement Objectives



Priority 1:
Better education and skills for all

- 1.1 Every Cardiff school is a good school
- 1.2 Looked after children in Cardiff achieve their potential
- 1.3 Adult learners achieve their potential

Priority 2:
Supporting vulnerable people

- 2.1 People at risk in Cardiff are safeguarded
- 2.2 People in Cardiff have access to good quality housing
- 2.3 People in Cardiff are supported to live independently



Priority 3:
Creating more and better paid jobs

- 3.1 Cardiff has more employment opportunities and higher value jobs
- 3.2 Cardiff has a high quality city environment that includes attractive public spaces and good supporting transport infrastructure
- 3.3 All young people in Cardiff make a successful transition into employment, education or training.

Priority 4:
Working together to transform services

- 4.1 Communities and partners are actively involved in the design, delivery and improvement of highly valued services
- 4.2 The City of Cardiff Council has effective governance arrangements and improves performance in key areas
- 4.3 The City of Cardiff Council makes use of fewer, but better, buildings

Priority 1:

Better education and skills for all



Priority 1: Better education and skills for all

The Council is committed to helping all citizens and communities achieve their full potential, and to developing a well-educated workforce that the city's growing economy requires. Creating an excellent and inclusive school system and high quality opportunities for adult learning are therefore amongst the Council's highest priorities.

Because education doesn't begin and end at the school gate, meaningful collaboration with partners in the public, private and third sectors, and with parents and citizens across Cardiff will be essential to delivering the improvement required, and to making sure that this priority is achieved. All this forms an important part of delivering against our city wide outcome of helping people in Cardiff achieve their full potential.



City Performance

Relative to the UK core cities, Cardiff has a high number of adults educated to degree level or equivalent, as well as a low number of people with no qualification. This suggests that the city has a highly skilled workforce.

Standards achieved by learners in Cardiff schools are now improving at a faster rate than previously and many at a faster rate than the rest of Wales. 2014 saw a significant step forward in nearly all measures but we want to see further and more rapid improvement in performance. We have put in place clear plans to drive this improvement across the Council and in all schools, working closely with the Central South Consortium.

School Performance

Within Cardiff's schools, standards of attainment continue to improve in all key stages and in many indicators at a faster rate than across Wales as a whole. Despite this strengthening picture, outcomes at the end of each key stage are not yet high enough. The results for the academic

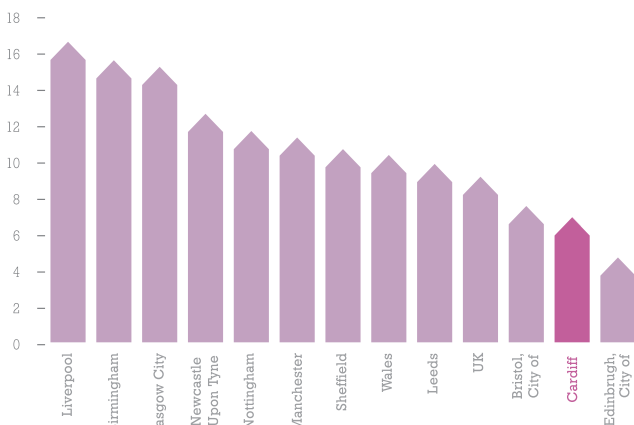
year 2014/15 build on the improvements seen the previous year and indicate that improvement actions are now having a positive impact on outcomes for learners. However, we want to see further and more rapid improvement in performance, in particular for vulnerable learners facing challenges and barriers to successful learning and attainment. We have put in place clear plans to drive improvement across the Council and in all schools, working in partnership with the Central South Consortium.

In 2014/15, in the **primary phase**, at the end of the **Foundation Phase** and **Key Stage 2**, improvements continued at a faster rate than across Wales. The proportion of pupils achieving the Foundation Phase Indicator and Core Subject Indicator is in line with national averages. At **Key Stage 4** there has been further significant improvement in the Level 2 inclusive threshold to 59.3%. This has halved the number of secondary schools where less than 40% of pupils achieve five GCSEs grades A*-C including English or Welsh and mathematics from six to three since 2013/14.

% with no qualifications (aged 16-64)

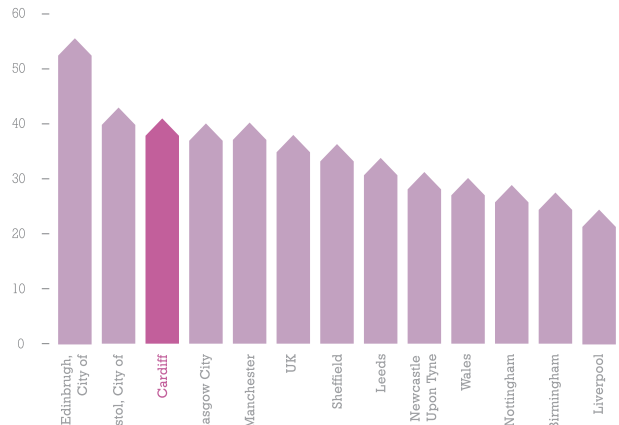
Jan - Dec 14

Source: Annual Population Survey



% with NVQ4+ (aged 16-64)

Jan - Dec 14



In the **primary sector**, the proportion of schools in the categories requiring least support (green and yellow in the national categorisation model), is in line with both the Consortium and Wales figures, with around a third of primary schools in these two support categories. In the **secondary sector**, the proportion of schools in the green and yellow categories is below both the Consortium and Wales figures, with just under half of Cardiff schools in these two support categories

Attendance in primary schools

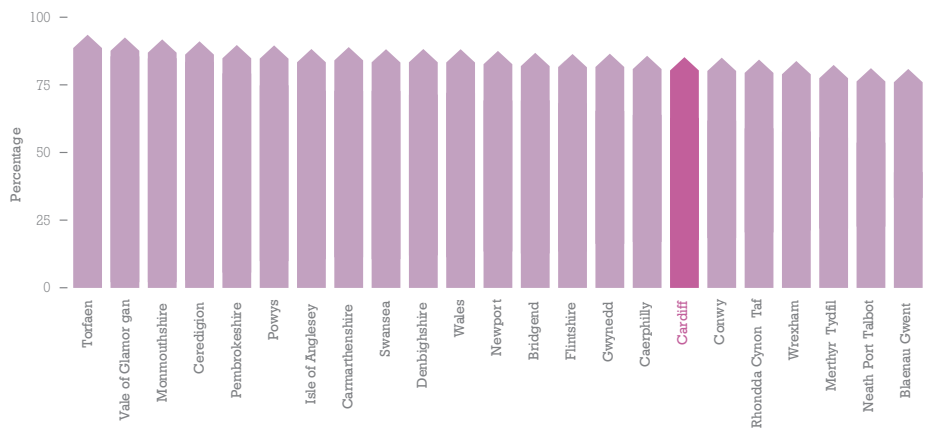
continues to improve. The primary figure for 2014/15 was 95.1%, above the average primary attendance for Wales of 94.9%, and Cardiff is now 6th out of the 22 local authorities in Wales. The 2014/15 overall **attendance figure for secondary schools** remained the same as in the last academic year at 93.8%, which matches the Welsh average. This places Cardiff 11th out of the 22 local authorities in Wales for secondary school attendance.

Areas of particular focus in the year ahead are:

- Standards of pupils' literacy and numeracy, particularly in some schools in the more disadvantaged areas of the city;
- The proportion of pupils leaving school and not continuing to ongoing education, employment or training;
- The achievement of vulnerable pupils, particularly at Key Stage 4 in the Level 1 and Level 2 thresholds;
- The markedly low performance in three of the city's secondary schools where the local authority has now taken intervention action;
- The number of schools which have been judged in Estyn's inspections to have standards, provision and leadership which are not good enough.

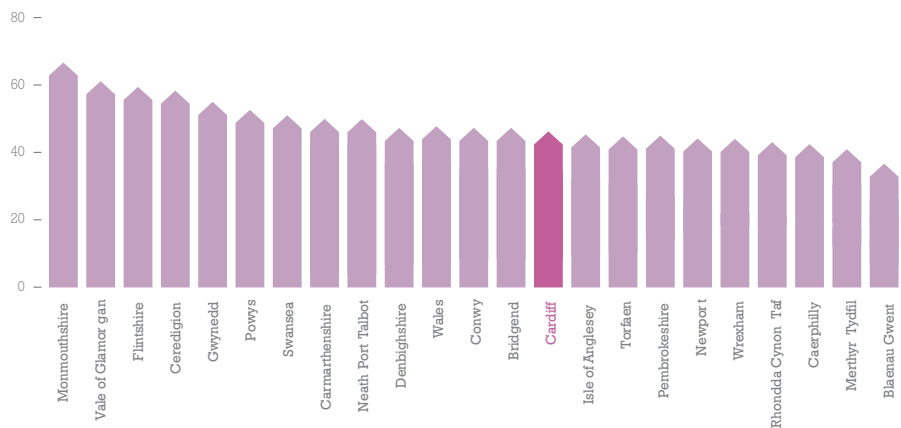
The percentage of pupils assessed at the end of Key Stage 2, in schools maintained by the local authority, achieving the Core Subject Indicator, as determined by Teacher Assessment

Source: Data Unit Wales (2015)



The percentage of pupils aged 15 at the preceding 31 August, in schools maintained by the local authority who achieved the Level 2 threshold including a GCSE grade A*-C in English or Welsh first language and mathematics

Source: Data Unit Wales (2015)



Improvement Objective 1.1: Every Cardiff school is a good school

1 What do we want to achieve?

Our vision is that all children and young people in Cardiff attend a good school and develop the knowledge, skills and characteristics to become personally successful, economically productive and actively engaged citizens.

Over the next five years we will be striving to:

- Deliver consistently excellent outcomes for learners;
- Secure the best people to lead, teach, support and govern our schools;
- Offer inspiring, sustainable, community focused schools fit for the 21st Century;
- Deliver a self-improving school system, forming strong and dynamic partnerships between schools in the region;

- Ensure that schools are connected with the communities they serve and with business and enterprise in the city region.

The Council will make significant investment in new school buildings to transform some secondary schools and to meet the needs of the rapidly growing primary age population in both English and Welsh medium schools.

We also need the best leaders and teachers to be supported by good governing bodies. We will work closely with the Central South Consortium to achieve this and we want our schools to make the most of partnerships with colleges, universities, business and the creative and cultural sector in Cardiff.

We expect schools to ensure that every school leaver moves on successfully into ongoing education, employment or training and we will work together to deliver targeted support to address barriers to learning and ensure progression for all learners. This will focus on learners with the greatest need for support, including looked after children, those eligible for free school meals and those with additional learning needs.

2 Commitment

In order to achieve the above the Council will:

Lead Member

Deliver the Schools Organisation Programme including the completion of Band A investment projects by 31 March 2019	Cllr Sarah Merry
Contribute to the development of a regional 'Central South Wales networked learning community', run by schools for schools by September 2017, focused on improvements in the quality of leadership, teaching and learning	Cllr Sarah Merry
Implement the requirements of the new curriculum for Wales - 'Successful Futures' - by September 2021, commencing with the introduction of the Digital Competence Framework in all Cardiff schools by September 2016	Cllr Sarah Merry
Implement the new statutory framework for supporting children and young people with additional learning needs, in accordance with the legislative framework, by 2021	Cllr Sarah Merry
Turn around the performance of the minority of Secondary Schools that are causing concern by July 2018	Cllr Sarah Merry
Improve and sustain the expertise of Cardiff schools in Mathematics and English, increasing capacity in teaching and learning at all levels	Cllr Sarah Merry
Address the persistent impact of poverty on attainment and the marked variations between schools in the attainment of FSM pupils	Cllr Sarah Merry

Improvement Objective 1.1: Every Cardiff school is a good school

3 Measuring Progress

Measure	Target 2016/17
<p>Increase the proportion of schools where Standards are judged by Estyn to be good or excellent on a 3 year rolling basis.</p> <ul style="list-style-type: none"> • Primary Schools • Secondary Schools • Special Schools 	<p>80%</p> <p>50%</p> <p>100%</p>
<p>Increase the proportion of schools where Capacity to Improve is judged by Estyn to be good or excellent on a 3 year rolling basis.</p> <ul style="list-style-type: none"> • Primary Schools • Secondary Schools • Special Schools 	<p>80%</p> <p>50%</p> <p>80%</p>
<p>Increase the percentage of Cardiff schools categorised as 'Green' in the annual Welsh Government School Categorisation process.</p> <ul style="list-style-type: none"> • Primary Schools • Secondary Schools • Special Schools 	<p>30%</p> <p>22%</p> <p>71%</p>
<ul style="list-style-type: none"> • Increase the percentage of pupils assessed at the end of Key Stage 2, in schools maintained by the local authority, achieving the Core Subject Indicator, as determined by Teacher Assessment 	89.62%
<ul style="list-style-type: none"> • Increase the percentage of pupils aged 15 at the preceding 31 August, in schools maintained by the local authority, who achieved the Level 2 threshold at KS4, including a GCSE grade A*-C in English or Welsh first language and mathematics 	65%
<ul style="list-style-type: none"> • Increase the percentage of pupils achieving the Level 2 threshold (5 GCSEs at A*-C) at KS4 	87.08%
<ul style="list-style-type: none"> • Increase the percentage of pupils achieving Level 1 threshold (5 GCSEs at Grade A*-G) at KS4 	97.81%
<ul style="list-style-type: none"> • Increase the percentage of FSM pupils assessed at the end of Key Stage 2, in schools maintained by the local authority, achieving the Core Subject Indicator, as determined by Teacher Assessment 	81.14%
<ul style="list-style-type: none"> • Increase the percentage of FSM pupils achieving the Level 2 Inclusive threshold (5 GCSEs at A*-C, including English or Welsh first language and mathematics) at KS4 	45.45%
<ul style="list-style-type: none"> • Increase the attendance at secondary school 	95%
<ul style="list-style-type: none"> • Increase the attendance at primary school 	95.4%

Improvement Objective 1.2: Looked after children in Cardiff achieve their potential

1 What do we want to achieve?

The Council is committed to providing high quality care and support for looked after children to help them achieve their potential. Closer working across Council Directorates, Cardiff schools and partner organisations is crucial, and is supported by the Corporate Parenting Advisory Committee and a new Corporate Parenting Strategy.

The commitment and quality of support provided by the Looked After Children Education Team was commended in feedback from the Care and Social Services Inspectorate Wales, following an inspection in May 2014. More young people are now

being supported at university and, though challenges remain, the overall picture is one of stability and improvement. A new scheme was launched in April 2014 to provide care leavers with opportunities to secure work placements in Council departments and those already placed have acquired new work related skills. This supports wider efforts to ensure positive progression routes for all care leavers. As a result of work concerning Transitions undertaken by the Corporate Parenting Panel during 2014-15, the Cabinet agreed to increase the grant payable to care leavers on leaving care from £1,100 to £2,000.

The new Corporate Parenting Strategy sets out the shared vision of the City of Cardiff Council and the Cardiff & Vale University Health Board to work together to ensure the best possible outcomes for children who are looked after or who have left care, so that they can be happy and lead fulfilling lives. By virtue of its role as 'Corporate Parent', the Council has a duty to nurture, respect and be ambitious for all its looked after children and young people, as every good parent would for their own child.

2 Commitment

In order to achieve the above the Council will:

Lead Member

Embed key elements of the Corporate Parenting Strategy in collaboration with partners by March 2017

Cllr Sue Lent

3 Measuring Progress

Measure	Target 2016/17
% of all care leavers in education, training or employment at 12 months after leaving care	tbc*
% of all care leavers in education, training or employment at 24 months after leaving care	tbc*
% attendance of looked after pupils whilst in care in primary schools	98%
% attendance of looked after pupils whilst in care in secondary schools	96%
% of looked after children returned home from care during the year	tbc*
% of children looked after at 31 March who have experienced one or more non transitional changes of school in the 12 months to 31 March	16%
% of children looked after on 31 March who have had three or more placements during the year	12%

*This new indicator is part of the Social Services and Well-being (Wales) Act 2014 Outcome Framework – see page 23 for detail.

Improvement Objective 1.3: Adult learners achieve their potential

1 What do we want to achieve?

The Adult Community Learning service is delivered through the Cardiff and Vale Community Learning Partnership and offers a broad range of adult education courses that help support the citizens of Cardiff to meet their learning aspirations. The Council is especially focussed on supporting those on low income because income poverty can have a profound impact on people's aspirations as well as broader effects on the health, well-being and safety of citizens.

The Council's contribution to Adult Community Learning in Cardiff focuses on two key areas:

- **Learning for Work:** This focuses provision on priority learners as defined by the Welsh Government, and these learners include those currently not in Education, Training or Employment and those aged 50+ who are currently unemployed. Key learning categories include English for Speakers of Other Languages and Basic Skills, Digital Literacy and Welsh medium provision.

- **Learning for Life:** This element provides opportunities for recreational lifelong learning courses on a cost recovery basis. These courses are available to all community members.

By increasing the number of accredited courses delivered to priority learners and improving levels of enrolment, the Council will support adult learners to achieve their potential. This work will build on the recent improvement in Adult Community Learning Success Rate from less than 60% to over 85%.

The Into Work Advice Service provides free help and advice for Cardiff residents searching for work or people who are looking to upskill to improve their chances of employment, including providing work preparation courses and hosting Job Clubs in 13 different Hubs and community venues to support job seekers. The Into Work team assists on average 4,000 customers every month with CV writing, application forms and covering letters, Universal Job Match help, Job Search, and help with how to use email and the Internet.

The Council also holds local and city-wide Jobs Fairs which are attended by both employers and job seekers. In conjunction with the Department for Work & Pensions, two city-wide Jobs Fairs are held during the year which brings together major employers, local providers and Council services. In addition, local employer recruitment events are held in different areas of the city and we also support local guaranteed interview events in community buildings across the city.

We are working to widen digital inclusion within communities by helping people 'get online' through learning basic computer skills, using the Internet, creating an email address, completing online applications for jobs and benefits and help with online shopping, paying bills online and social media. The digital inclusion agenda is also assisting preparations for the full roll out of Universal Credit across the city and the Council will be supporting all new claimants and helping people to maintain their Universal Credit account online.

2 Commitment

Lead Member

Increase the number of courses for priority learners in Communities First areas by March 2017 ensuring an increase in enrolment, retention and attainment, which leads to an increase in the overall success rate for learners

Cllr Dan De'Ath

By March 2017, the Into Work service will:

- Offer taster sessions in different employment sectors
- Hold 2 major Jobs fairs in collaboration with partner agencies
- Hold guaranteed interview events in community buildings across the city
- Put together an employment offer which provides sourcing, training, shortlisting and assistance in interview process to employees for organisations.

Cllr Dan De'Ath

3 Measuring Progress

Measure

Target 2016/17

Maintain the success rate at or above the Adult Community Learning National Comparator (Cardiff specific return)

83%

The percentage of Into Work Service Users who feel more 'job ready' as a result of completing a work preparation course

>90%

Priority 2:

Supporting vulnerable people



Priority 2: Supporting vulnerable people

The Council is committed to prioritising services that support the people of Cardiff who are most vulnerable.

This includes older people in need of care and support, children in care, and people that require safeguarding from issues such as sexual exploitation, abuse and human trafficking. It also includes supporting those who are homeless, or need access to good quality housing.

Supporting vulnerable people is hugely important if Cardiff is to effectively manage the growing demand pressures on services, promote social justice within the city, help address inequality, and respond to the requirements of the Social Services and

Well-being (Wales) Act 2014.

Difficult times mean that more people need access to support and the Council has taken a number of actions to help those in need, for example working with partners to minimise the impact on those affected by welfare reform.

Developing a better understanding of the needs of individual service users and communities, and reshaping services in response, will be crucial, as will placing an increased focus on preventative action.

Doing this will require joined up working between different organisations in the public, private and third sectors because our

partners in South Wales Police, Cardiff and Vale University Health Board, the Probation Service and a number of voluntary and third sector organisations also commit much of their resources to helping vulnerable people.

The Council will also prioritise the delivery of high quality and affordable social housing across the city. This will include changing the way Council housing is allocated to ensure those with the highest need have access to housing, as well as ensuring private sector homes are fit for purpose.

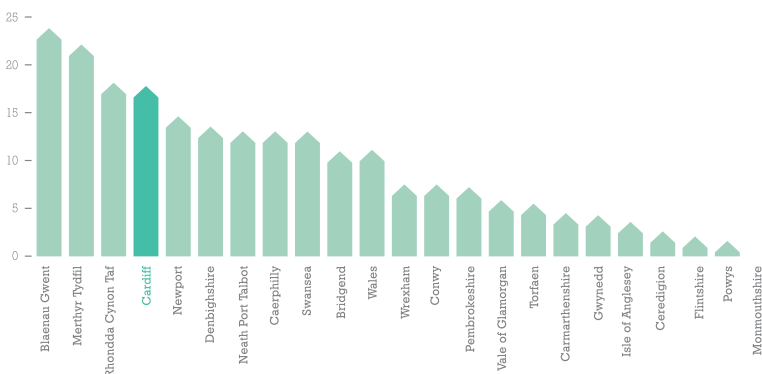
City Performance

While Cardiff makes the greatest contribution to the Welsh economy, the local authority has the one of the highest percentages of areas that are among the most deprived in Wales. This means that there are high levels of inequality within the city. For instance, over a quarter (28.6%) of households in Cardiff were deemed to be living in poverty, meaning that 41,256 households were classified as below the poverty line.



Percentage of Lower Super Output Areas (Areas roughly half the size of an electoral ward) in the 10% most deprived areas of Wales

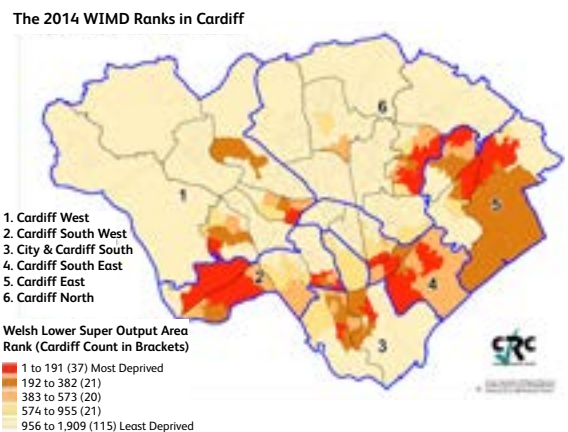
Source: Wales Index of Multiple Deprivation 2014



1: Percentage of Lower Super Output Areas in the 10% most deprived areas of Wales 2: 60% of National Median Income- Source: PayCheck, CACI)

Overall Welsh Index of Multiple Deprivation Map of Cardiff

Source: Welsh Index of Multiple Deprivation 2014



Social Services and Well-being (Wales) Act 2014

The new Social Services and Well-being (Wales) Act 2014 provides the legal framework for improving the well-being of people who need care and support, and carers who need support, and for transforming social services in Wales.

The Council is working on the implementation of the Act and the associated Outcome Framework during 2016/17. As many of the measures in the Outcome Framework are new measures, it is not possible to set targets for these. Over 2016/17 the Council will work to establish a baseline position which will then enable a robust target setting

methodology to be implemented. Where the Outcome Framework Measures were previously National Strategic Indicators or Public Accountability Measures, targets have been set for 2016/17.

Days taken to get a Disabled Facilities Grant 2014 - 15

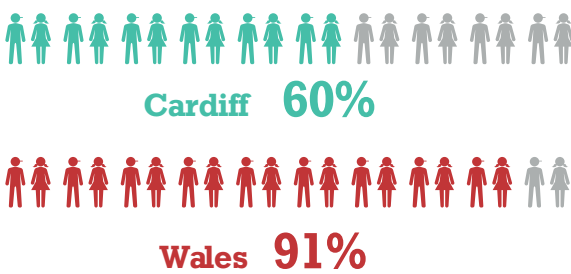


Number of Vacant Private Homes brought back into use 2014 - 15



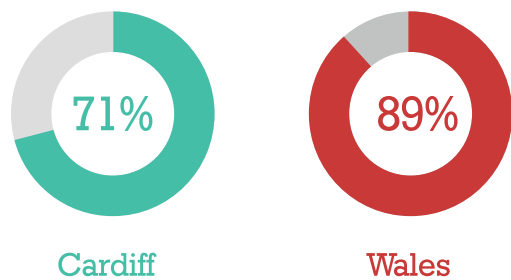
Children in Care Approaching 18 who have a Plan of Support when they leave care

Information is shown to the nearest whole number, 2014-15



Reviews of Vulnerable Children Completed on Time

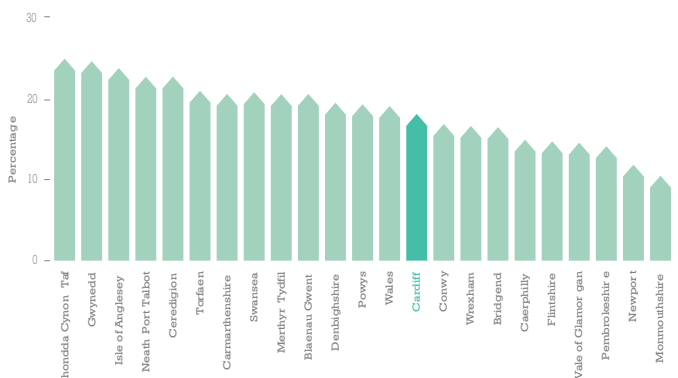
Information is shown to the nearest whole number, 2014-15



Adults Helped to Live at Home 2014 - 15



How many older people were helped to live in residential care 2014 - 15



Improvement Objective 2.1: People at risk in Cardiff are safeguarded

1 What do we want to achieve?

The Council is committed to supporting children, young people and adults who may be unable to take care of themselves, and empowering individuals to protect themselves from significant harm or from exploitation. The Council, along with its partners, will continue to play a lead role in protecting and safeguarding individuals who need care and support from abuse and neglect or any other kinds of harm.

The Social Services and Well-being (Wales) Act 2014 aims to address these issues while giving people greater freedom to decide which services they need. The aim is to offer consistent, high-quality services across the country. Cardiff is well positioned to respond to the Act, which places safeguarding vulnerable adults on the same statutory footing applicable to children under previous legislation.

The Council also recognises the need to focus on developing a range of more effective services to prevent issues escalating, which may result in vulnerable children or adults being separated or cared for away from their families. Doing this effectively will offer a better quality of life for the individual and will be more cost-effective for the Council.

2 Commitment

In order to achieve the above the Council will:

Lead Member

Improve the system for protecting children from significant harm by implementing new Multi Agency Safeguarding Hub (MASH) arrangements for managing referrals by June 2016	Cllr Sue Lent
Improve the recruitment and retention of children’s social workers, ensuring the Council achieves and maintains a vacancy rate for children’s social workers below 18% by March 2017	Cllr Sue Lent
Implement key elements of the Cardiff Child Sexual Exploitation Strategy in collaboration with partners by March 2017	Cllr Sue Lent
Implement a fully re-commissioned domestic violence support service to meet the requirements of new legislation which ensures more integrated provision by March 2017	Cllr Dan De’Ath
Work to make Cardiff a recognised Dementia Friendly City by March 2018	Cllr Susan Elsmore
Work towards Cardiff becoming a ‘Child Friendly City’ by March 2017	Cllr Lent, Cllr De’Ath
Complete roll out of the second phase of a specialist training programme regarding the Social Services and Well-being (Wales) Act 2014	Cllr Sue Lent Cllr Susan Elsmore
Introduce and deliver within the school curriculum a WJEC accredited “Challenging Extremism” module to raise awareness and prevent radicalisation	Cllr Dan De’Ath

3 Measuring Progress

Measure

Target 2016/17

% of Children’s Services social work vacancies across the service	18%
% of re-registrations on the Child Protection Register during the year	tbc
% of adult protection enquiries completed within 7 working days	tbc
% of children supported to remain living within their family	tbc
Number of children participating in the Challenging Extremism module	1000

Improvement Objective 2.2: People in Cardiff have access to good quality housing

1 What do we want to achieve?

Housing is at the heart of well-being, and so the Council is committed to delivering high quality, sustainable and affordable homes, particularly for those in most need.

Demand for housing of all tenure in Cardiff is high, particularly for social housing. The Council will therefore prioritise work to increase the level of housing available for Council tenants as well as maximising the delivery of affordable housing. Achieving 100% compliance with the Welsh Housing Quality Standard also demonstrates that the housing offer for Council tenants is of a high quality.

The City of Cardiff Council works to ensure landlords and agents comply with their legal obligations under the Housing (Wales) Act 2014 and is the host licensing authority for the Welsh Government's Rent Smart Wales scheme. This is an all-Wales registration and licensing scheme, which works to prevent rogue agents and landlords letting and managing properties, driving up standards in the private rented housing sector. The scheme also seeks to raise the awareness of tenants, landlords and agents of their rights and responsibilities.

As the licensing authority for Rent Smart Wales, the Council processes landlord registrations and grants licences to landlords and agents. Landlords and agents must register by November 2016. After this date, enforcement work will begin to ensure compliance.

We also recognise that acting on homelessness is an immediate concern if we are to support the most vulnerable. That is why the Council will also ensure it has effective and efficient measures in place to support those who are homeless.

2 Commitment

In order to achieve the above the Council will:

Lead Member

Deliver circa 1500 new homes for Cardiff through the Housing Partnering Scheme, as part of a phased approach by 2024, 40% of which will be affordable housing.	Cllr Susan Elsmore
Develop a robust 5 year plan to maximise the delivery of new affordable housing units across Cardiff to help tackle housing need of all types whilst ensuring the need is addressed across all delivery methods, including Section 106 developer contributions, windfall sites and Registered Social Landlord & council house building programmes	Cllr Susan Elsmore
Continue to work with partners to mitigate the impact of the welfare reform changes and to ensure that those affected still have access to good quality housing	Cllr Susan Elsmore
Promote the Rent Smart Wales service to communicate the new requirements of landlords and agents and review related processes in preparation for the implementation of the enforcement provisions in November 2016	Cllr Bob Derbyshire
Through working in partnership, engage with Rough Sleepers in the city to support them in finding suitable accommodation	Cllr Susan Elsmore
Review the management of accommodation used by Homelessness Services by March 2017	Cllr Susan Elsmore

3 Measuring Progress

Measure	Target 2016/17
Number of customers supported and assisted with their claims for Universal Credit	400
Additional weekly benefit awarded to clients of the City Centre Advice Team	£6m
% of Commercial Landlord Agents licensed with Rent Smart Wales (cumulative)	20%
Number of Landlords in Wales registered with Rent Smart Wales (cumulative)	26,000
% of interventions provided by the outreach service within 3 days of a report of rough sleeping	90%

Improvement Objective 2.3:

People in Cardiff are supported to live independently

1 What do we want to achieve?

Helping people to live independently means enabling potentially vulnerable people to develop the skills they need to live on their own, supporting them with reasonable adaptation to their homes and providing more preventative services before their needs become critical. This is done by identifying an individual's strengths and skills through a re-ablement approach. Doing so provides people with dignity and independence whilst reducing the demand for domiciliary packages and traditional models of care.

To achieve this and respond to the growing demand for support, the Council must change the way it provides services. We are therefore looking at important issues such as preventing hospital admissions, facilitating quick and safe discharge from hospital and allowing people to remain at home to retain and regain their independence. In response we have established a new Gateway service, which provides a single point of contact for anybody that needs support, with an emphasis on independent living and joining up all available services.

Many young adults leaving the care system also remain highly vulnerable and need additional support from a range of agencies to enable them to live independently. The Council will therefore ensure effective transitional support is in place, and the Council's accommodation gateway for vulnerable young people is already improving access to accommodation for care leavers and young single homeless people.

2 Commitment

In order to achieve the above the Council will:

Lead Member

Improve the effectiveness of transitional support for disabled and vulnerable children approaching adulthood	Cllr Sue Lent Cllr Susan Elsmore
Promote and increase the number of adults using the Information, Advice and Assistance Service to access information and signposting to enable them to remain independent in their community and to act as a gateway to accessing advice and assistance	Cllr Susan Elsmore
Explore with the UHB the feasibility of an integrated model for the management and delivery of health and social care services in adult social care	Cllr Susan Elsmore
Work with our health partners to reduce the total number of Cardiff residents who experience a delayed transfer of care from hospital by 2017	Cllr Susan Elsmore
Continue to increase the uptake of direct payments as an alternative to direct provision of care for Cardiff adult residents with care and support needs in line with the Social Services and Well-being (Wales) Act by 2017	Cllr Susan Elsmore
Offer a Carers Assessment to all eligible adult carers who are caring for adults	Cllr Susan Elsmore

3 Measuring Progress

Measure

Target 2016/17

% care leavers aged 16-24 experiencing homelessness during the year	tbc
% of new service requests to be managed within Independent Living Services as opposed to Social Care	40%
% of cases where alternative solutions were found by an Independent Living Visiting Officer through interventions reducing the need to follow through to Social Care	45%
% of Telecare calls resulting in an ambulance being called	10%
The rate of delayed transfers of care for Social Care reasons per 1000 population aged 75 or over	25% reduction
The total number of adults in need of care and support using the Direct Payments Scheme	750
% of eligible adults who are caring for adults that are offered a Carers Assessment during the year	90%

Priority 3:

Creating more jobs and better paid jobs



Priority 3: Creating more jobs and better paid jobs

Increasing the number and quality of jobs is essential to improving the quality of life for people in the city and wider region. The Council is therefore committed to helping create the conditions that will enable businesses to succeed, attracting high quality investment and creating more and better jobs in the city.

Working closely with the business community and other public and third sector organisations – in the city, across the wider city-region, nationally and internationally – will be essential in creating the right environment to deliver sustainable economic development.

City Performance

Cardiff's economic performance is substantially stronger than any other area of Wales and the city plays a vital role in creating jobs for the city-region. Cardiff is also one of the most competitive of the UK's Core Cities, with faster jobs growth over the last 10 years and, more recently, faster rising average wages and lower unemployment rates, which are at the lowest levels since February 2009.

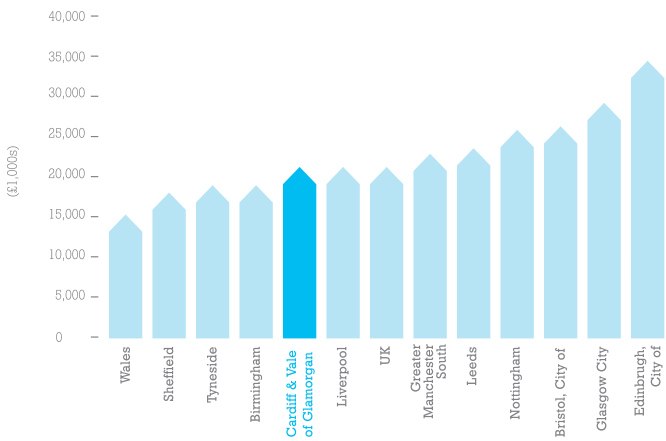
Other indicators, such as Cardiff's high proportion of graduates and fast growing population, point to a strong period for the city economy. The city also has one of the fastest growing financial services sectors, as well as competitive clusters in businesses such as the creative industries and advanced manufacturing. This growth has been

reflected in investment across the city in recent years, including the development taking place in Central Square. The challenge for the city is to convert its strengths into better outcomes. As it stands, the output per head in Cardiff is below the UK average. There is a need to improve overall levels of business performance and productivity and to support a greater range and choice of opportunities.

Economic success in the knowledge economy is dependent on attracting and keeping talented people, and so quality of life is becoming as important as the quality of job opportunity on offer. As Cardiff grows, its development will need to be managed in a sustainable, resilient and inclusive way if the city is to retain its high quality of life, with a particular focus on achieving a modal shift towards sustainable travel.

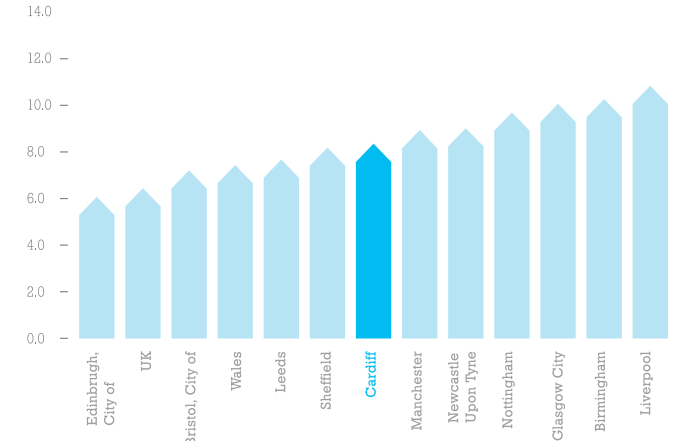
GVA

Provisional GVA per head (£) by NUTS3 Area, 2013

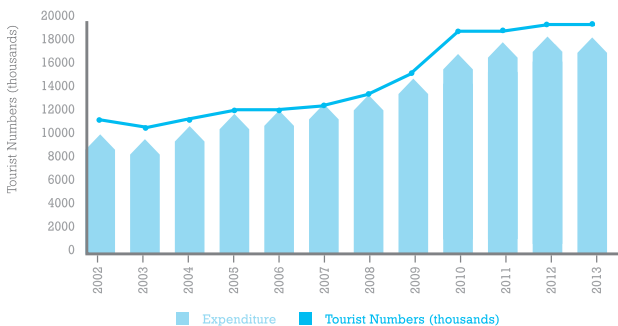


UNEMPLOYMENT

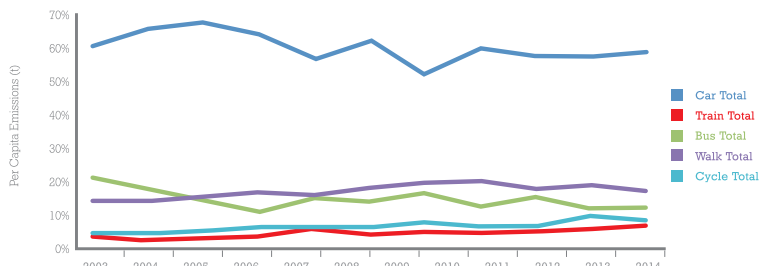
Unemployment Rate (Model-based) Apr 2014 to Mar 2015



Visitor numbers and expenditure for Cardiff 2002-2013



Reported mode of transport used in Cardiff (Ask Cardiff)



Improvement Objective 3.1: Cardiff has more employment opportunities and higher value jobs

1 What do we want to achieve?

The Council will work with partners in the public and private sectors to create an environment which supports the development of new business and the growth of current businesses, as well as attracting inward investment. This will require investment in infrastructure; creating a supportive environment for start-ups and existing businesses as well as a proactive

approach to securing inward investment and attracting visitors. Doing this will increase the number and quality of the jobs available for people in the city and across the city-region.

The high quality portfolio of business premises delivered in the city centre has already secured the new BBC HQ in Central Square, bringing high quality jobs into the

city centre. The Council will continue to deliver projects to help attract employment in high value sectors such as the creative industries and financial and business services.

2 Commitment

In order to achieve the above the Council will:

Lead Member

Facilitate growth in the Financial and Professional Service sector by working with partners to deliver 300,000 square feet of Grade A office accommodation within the Cardiff Central Enterprise Zone by March 2018	Cllr Phil Bale
Deliver with partners a proposal to Central Government for a City Deal for Cardiff by March 2017, along with a subsequent programme for delivery	Cllr Phil Bale
Implement a delivery strategy for regeneration of the city centre including progressing a planning application for a Multi-Purpose Arena by March 2017	Cllr Phil Bale
Work with Cardiff University to deliver the masterplan for the Civic Centre heritage quarter including a detailed options appraisal for City Hall by March 2017	Cllr Phil Bale
Develop Cardiff Bay as a creative industries cluster including a plan for the regeneration of the Mount Stuart Square heritage quarter and the continued development of the Cardiff Bay waterfront by March 2017	Cllr Phil Bale
Continue the development of the International Sports Village as a major leisure destination including a review of the plan for the waterfront site by March 2017	Cllr Phil Bale

3 Measuring Progress

Measure

Target 2016/17

Sqft of 'Grade A' office space committed for development in Cardiff	150,000
New and safeguarded jobs in businesses supported by the Council, financially or otherwise	500
Number of overnight stays in Cardiff	+2%
Number of visitors to Cardiff	+2%

Improvement Objective 3.2: Cardiff has a high quality city environment that includes attractive public space and good supporting transport infrastructure

1 What do we want to achieve?

Economic success will be reliant upon much more than delivering major urban regeneration schemes. It will demand a much broader approach to ensure that the city develops in a sustainable, resilient and inclusive manner.

Creating sustainable communities, with high quality housing, great parks and open spaces and excellent transport links, will be a priority. This will mean securing investment in Cardiff's transport infrastructure and services allowing people to travel around the city – and the city-

region – in a convenient and clean way. A new transport interchange and gateway to the city, created at the heart of the transport network, is a key priority.

2 Commitment

In order to achieve the above the Council will:

Lead Member

Work with partners to design and deliver a new transport interchange - including a new bus station - as part of a high quality gateway into the city by December 2017	Cllr Ramesh Patel
Support Welsh Government and other stakeholders in the formulation of proposals to develop the Cardiff City Region Metro	Cllr Ramesh Patel
Approve a new Cardiff City Transport Strategy following public consultation and stakeholder engagement by October 2016	Cllr Ramesh Patel
Deliver first phase of the Action Plan for Cardiff Bay by December 2016	Cllr Ramesh Patel
Work with neighbouring Local Authorities and other relevant stakeholders to prepare a Strategic Development Plan (SDP) for the Cardiff Capital Region by 2021	Cllr Ramesh Patel
Establish a strategy for asset maintenance and renewal within the new City Operations directorate by October 2016	Cllr Ramesh Patel
Develop a Cardiff Cycle Strategy, benchmarked against European best practice, by December 2016.	Cllr Ramesh Patel

3 Measuring Progress

Measure

Target 2016/17

% of highways inspected of a high or acceptable standard of cleanliness	90%
% of principal (A) roads, non-principal/classified (B) roads and non-principal/classified (C) roads that are in overall poor condition	7%
% of all travel to work trips on the transport network to be made by sustainable modes	44%
Number of green flag parks and open spaces	10
% of people cycling to work	+1%

Improvement Objective 3.3: All young people in Cardiff make a successful transition into employment, education or training

1 What do we want to achieve?

The City of Cardiff Council is committed to helping people make a successful transition into employment, education or training. We recognise the importance of having a skilled and qualified workforce for the prosperity of the city, the success of business and, most importantly, the wellbeing of our citizens and their families. We are particularly concerned with supporting some key groups of young people who may need additional support. We will ensure that they have access to vocational training to develop the skills

they need to succeed in the workplace and are connected to opportunities in the local economy, such as apprenticeship and work placement schemes.

While there has been a steady improvement year on year in the proportion of young people who are engaged in education, employment or training at age 16, there is much more to do to increase the number of young people who secure a positive destination after leaving school.

We know that we cannot achieve this by ourselves. Through the Welsh Government Youth Guarantee and Cardiff Commitment we will bring partners from the public and private sector from across the city together to help create opportunities and pathways for our young people, particularly those vulnerable groups who face the biggest barriers to progression.

2 Commitment

In order to achieve the above the Council will:

Lead Member

Improve multi agency arrangements: <ul style="list-style-type: none"> to ensure the early identification of children and young people at risk of not progressing to ongoing education, training or employment after leaving school; and to ensure that identified children and young people receive early and appropriate support 	Cllr Sarah Merry
Strengthen and extend the existing 'lead worker' model to directly support the transition of young people from school into employment, utilising European Social Fund resources to extend capacity for the next 3 years	Cllr Sarah Merry
Improve information sharing and tracking systems between partners for young people pre and post 16 by September 2016	Cllr Sarah Merry
Implement the Welsh Government Youth Guarantee and Cardiff Commitment to ensure appropriate progression routes for all learners by September 2016	Cllr Sarah Merry
Enhance the range of opportunities for young people to develop employability skills and secure employment in Cardiff	Cllr Phil Bale

3 Measuring Progress

Measure	Target 2016/17
% of Year 11 leavers making a successful transition from compulsory schooling to education, employment or training	96.5%
% of Year 13 leavers making a successful transition from compulsory schooling to education, employment or training	97%
% of young people in Cardiff Schools achieving a recognised qualification by the end of Year 11	99.5%

Priority 4:

Working together to transform services



Priority 4: Working together to transform services

The Council recognises that there is an urgent need to change the way it delivers many services to ensure that their long term sustainability is secured and that underperformance in some statutory services is addressed. In order to do so, a rolling three year **Organisational Development Programme (ODP)** has been established to:

- Review the shape and scope of the organisation and the way in which services are currently delivered to meet demand;
- Enhance citizen engagement and widen opportunities for people and communities to shape services around their needs;
- Identify delivery models that may be established to meet demand pressures and reflect budgetary realities;

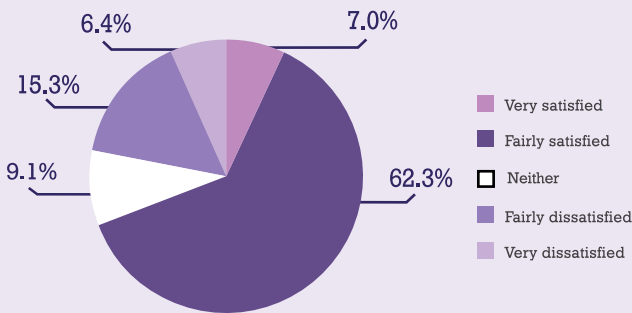
- Significantly strengthen performance management, workforce development and staff engagement arrangements;
- Identify opportunities for further efficiency savings through better internal and external collaboration, integration of service delivery and better use of assets and infrastructures.

This chapter captures the work being undertaken under the Organisational Development Programme.

Organisation's Performance

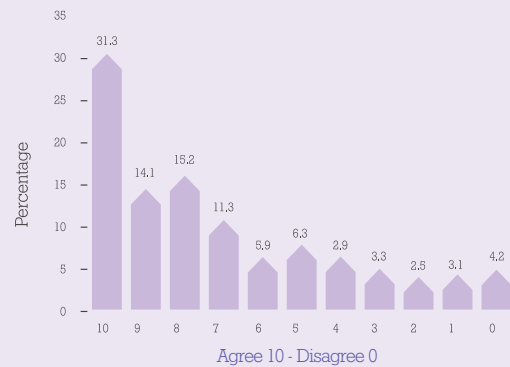
The level of citizen satisfaction with Cardiff Council Services in 2015 was 69.3%, according to the Ask Cardiff Citizen Satisfaction Survey. This was higher than the reported satisfaction with local councils in England, with 67% of respondents very or fairly satisfied. While there are obvious issues with comparing two separate surveys, there were similarities in the nature of the questions asked, which suggests Cardiff is performing above the English average in terms of citizen satisfaction. It must be noted that satisfaction has decreased significantly since the 2014 Ask Cardiff Survey (from 88.7%) and the challenge will be to improve this satisfaction level at a time of budget shortfalls.

Customer Satisfaction with Council Services Ask Cardiff 2014



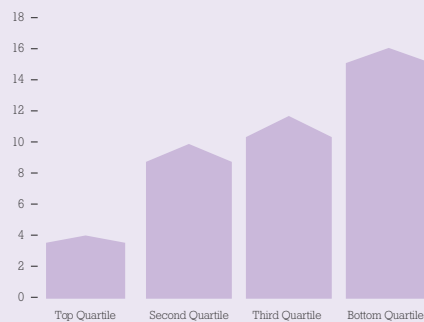
*Excludes 'Don't know' response

I am clear about what is expected of me through my agreed Personal Performance Objectives



City of Cardiff Council Performance against statutory indicators

Position	Cardiff attainment
Top Quartile	4 Statutory indicators (9.5%)
Second Quartile	10 Statutory indicators (24%)
Third Quartile	12 Statutory indicators (29%)
Bottom Quartile	16 Statutory indicators (38%)



In terms of Council performance against nationally set performance indicators there remains a clear need to improve. When Cardiff's performance is set against that of other Welsh local authorities, 38% of the Council's statutory performance measures are in the bottom quartile.

The Council has maintained a marked improvement in the number of permanent staff completing personal development reviews, a crucial component of an organisation where performance management is central to delivery, and staff remain clear about their contribution to the organisation's priorities.

Improvement Objective 4.1: Communities and partners are actively involved in the design, delivery and improvement of highly valued services

1 What do we want to achieve?

Responding to the budget and demand pressures that the Council and its public sector partners face means thinking differently about how services are designed, delivered and commissioned. This is particular true for those services which, though non-statutory, are highly valued by the residents of Cardiff.

This means increased partnership working, with other local authorities and public services, including co-locating services within community facilities or 'Hubs,' sharing assets or buildings, pooling budgets, or introducing multi-agency teams to work

with residents and communities to provide more integrated services. It also means being more focused about when and where services are delivered. Within the organisation, a 'One Council' approach is enabling more joined-up working between departments and makes services easier to access for residents - with a focus on increased use of digital channels where appropriate.

It also means developing and implementing alternative models for delivering services. Traditionally, the Council has been a direct provider of many services.

Through the ODP, the Council is developing other approaches, such as commissioning and working with community groups, reducing the cost of delivery while maintaining the quality of service. This approach aligns with feedback from the Cardiff Debate, which suggests that residents value the quality of services and not necessarily who is responsible for their delivery. Identifying how some services can effectively, and fairly, be commercialised and engaging people more meaningfully in designing services are also components of this agenda.

2 Commitment

In order to achieve the above the Council will:

Lead Member

Introduce a new model of provision for play services by April 2017, with a transition provision operable until the new grant commissioning model is in place	Cllr Peter Bradbury
Establish the future leisure needs of the city and develop options for alternative models for the sustainable delivery of leisure infrastructure and services by June 2016	Cllr Peter Bradbury
Ensure the new approach to the delivery of infrastructure services, including Waste, Cleansing, Parks, Highways, Design, Fleet and Facilities Management services, is operational by March 2017	Cllr Bob Derbyshire
Implement service changes for Cardiff to enable the Council to exceed its statutory recycling target (58%) by March 2017	Cllr Bob Derbyshire
In line with the agreed commercialisation strategy, develop and implement a continuing programme of specific commercial opportunities to commence by October 2016	Cllr Graham Hinchey
Progress the agreed Community Hubs development programme by delivering new Hubs in: <ul style="list-style-type: none"> • Fairwater by June 2016; • Splott by October 2016; • Llanedeyrn by December 2016; • Llandaff North by January 2017 and • Agreeing plans for Llanishen and St Mellons Phase 2 Hubs by July 2016. 	Cllr Peter Bradbury
Implement phases 2 and 3 of the Customer Relationship Management (CRM) model by March 2018	Cllr Graham Hinchey

3 Measuring Progress

Measure

Target 2016/17

Maintain customer / citizen satisfaction with Council services	69.3%
% of municipal waste collected by local authorities and prepared for reuse and/or recycled	60%
% of customers who agreed with the statement 'Overall the Hub met my requirements/I got what I needed'	90%
The number of visitors to Libraries and Hubs across the City	3,000,000

Improvement Objective 4.2: The City of Cardiff Council has effective governance arrangements and improves performance in key areas

1 What do we want to achieve?

The Corporate Assessment undertaken by the Wales Audit Office in 2014 identified areas where governance arrangements could be strengthened and also emphasised the importance of effective performance management in ensuring that the

Council's priorities are delivered. Significant improvements have already been made to the Council's performance management arrangements in the last year. These will continue to be strengthened, working in partnership with the Wales Audit Office and

other external partners, with a particular focus on driving improvement in priority areas including Education and Children's Services.

2 Commitment

In order to achieve the above the Council will:

Lead Member

Further embed performance management tools consistently across the Council to ensure continuing performance improvement in key areas by 2017	Cllr Graham Hinchey
Further reduce sickness absence by March 2017 through continued monitoring, compliance and support for employees and managers	Cllr Graham Hinchey
Further improve completion rates, quality and consistency of Personal Performance and Development Reviews by March 2017 through continued provision of support and training for employees and managers	Cllr Graham Hinchey
Develop a strategy for the temporary, casual and agency workforce taking account of social inclusion and youth engagement by March 2017	Cllr Graham Hinchey

3 Measuring Progress

Measure

Target 2016/17

% of the revised set of National Strategic Indicators and Public Accountability Measures* that are in the top two quarters nationally	50%
% of revised set National Strategic Indicators and Public Accountability Measures that meet set targets	60%
% of revised set of National Strategic Indicators and Public Accountability Measures that show an improving trend	75%
The number of working days/shifts per full-time equivalent (FTE) local authority employee lost due to sickness absence	8.5
% of Personal Performance and Development Reviews completed for permanent staff	95%
% of middle managers at grade 7 and below to complete the Cardiff Managers programme	50%

*the revised basket of NSIs and PAMs exclude those measures now covered by the Social Services and Well-being Outcome Framework

Improvement Objective 4.3: The City of Cardiff Council makes use of fewer, but better, buildings

1 What do we want to achieve?

The Council owns, or has an interest in, a large property estate with a current use value of around £1bn. This includes over 500 operational buildings used to deliver Council services and around 500 properties retained for investment purposes.

The current cost of operating the property estate is the second largest call on the Council's budget, after staff, at circa £50m per annum, including planned maintenance. There is also a growing maintenance backlog in excess of £100m.

The Council will focus on reducing the cost of ownership of the operational property by rationalising the estate and by improving the quality of buildings that are retained. An important part of this agenda will involve improving co-operation around property with partners.

2 Commitment

In order to achieve the above the Council will:

Deliver the approved Property Strategy, including:

- Implement new Investment Estate arrangements in order to improve performance and returns by March 2017
- Implement annual Corporate Asset Management Plan by March 2017
- Complete Operational Estate utilisation review to guide future use of all assets and inform decision making by March 2017

Deliver £1.6m of revenue savings and £3m of capital receipts through Property Rationalisation by March 2017

Lead Member

Cllr Graham Hinchey

Cllr Graham Hinchey

3 Measuring Progress

Measure

Target 2016/17

Reduction in Gross Internal Area (GIA) of buildings in operational use	3%
Reduction in total running cost of occupied operational buildings	4.2%
Reduction in maintenance backlog	£3.2m
Revenue savings delivered through Property Rationalisation	£1.5m
Capital receipts delivered through Property Rationalisation	£7.3m
% change in the average Display Energy Certificate (DEC) score within local authority public buildings over 1,000 square metres	3%

Appendix A: Performance Indicators and Targets 2016-18

Improvement Objective 1.1: Every Cardiff school is a good school


Measure	Type	2013-2014 Result (Academic yr 2012/13)	2014-2015 Result (Academic yr 2013/14)	2015-2016 Target (Academic yr 2014/15)	2016-2017 Target (Academic yr 2015/16)	2017-2018 Target (Academic yr 2015/16)	Wales Av. 2014-15 (Academic yr 2013/14)	Rank	Current Direction of Travel	Lead Member
Increase the proportion of schools where Standards are judged by Estyn to be good or excellent on a 3 year rolling basis. - Primary Schools - Secondary Schools - Special Schools	Local	N/A	N/A	76 % 45% 100%	80% 50% 100%	85% 55% 100%	-	-		Cllr Sarah Merry
Increase the proportion of schools where Capacity to Improve is judged by Estyn to be good or excellent on a 3 year rolling basis. - Primary Schools - Secondary Schools - Special Schools	Local	N/A	N/A	74% 45% 75%	80% 50% 80%	85% 55% 85%	-	-		Cllr Sarah Merry
Increase the percentage of Cardiff schools categorised as 'Green' in the annual Welsh Government School Categorisation process. - Primary Schools [95] - Secondary Schools [18] - Special Schools [7]	Local	N/A	N/A	25.3% [24] 11.1% [2] 57% [4]	30% [29] 22% [4] 71% [5]	35% [33] 27% [5] 86% [6]	-	-		Cllr Sarah Merry
The percentage of pupils assessed at the end of Key Stage 2, in schools maintained by the local authority, achieving the Core Subject Indicator, as determined by Teacher Assessment	NSI/ PAM	82.6%	85.1%	87.76%	89.62%	93.09%	87.74%	13	↑	Cllr Sarah Merry
The percentage of pupils aged 15 at the preceding 31 August, in schools maintained by the local authority who achieved the Level 2 threshold including a GCSE grade A*-C in English or Welsh first language and mathematics	NSI/ PAM	49.9%	54.0%	59.30%	65%	67.88%	57.95%	10	↑	Cllr Sarah Merry
Increase the percentage of pupils achieving the Level 2 threshold (5 GCSE's at A*-C) at Key Stage 4	Local	73.0%	76.03%	81.6%	87.08%	New QF by WG	84.1%	19	↑	Cllr Sarah Merry
Increase the percentage of pupils achieving Level 1 threshold (5 GCSE's at Grade A- G) at Key Stage 4	Local	91.74%	93.19%	92.15%	97.81%	New QF by WG	94.41%	21	↓	Cllr Sarah Merry
Increase the percentage of Free School Meal pupils assessed at the end of Key Stage 2, in schools maintained by the local authority, achieving the Core Subject Indicator, as determined by Teacher Assessment	Local	67.66%	71.56%	76.7%	81.14%	85%	75.1%	-	↑	Cllr Sarah Merry

Key: NSI= National Strategic Indicator | PAM= Public Accountability Measure

2015-16 result: Where results for 2015-16 is not available, the set target is included.

Measure	Type	2013-2014 Result (Academic yr 2012/13)	2014-2015 Result (Academic yr 2013/14)	2015-2016 Target (Academic yr 2014/15)	2016-2017 Target (Academic yr 2015/16)	2017-2018 Target (Academic yr 2015/16)	Wales Av. 2014-15 (Academic yr 2013/14)	Rank	Current Direction of Travel	Lead Member
Increase the percentage of FSM pupils achieving the Level 2 Inclusive threshold (5 GCSE's at A*-C, including English or Welsh first language and Mathematics) at Key Stage 4	Local		27.36%	30.7%	45.45%	50%	31.63%	-	↑	Cllr Sarah Merry
Attendance at secondary school	PAM	92.9%	93.9%	93.76%	95%	95.5%	93.86%	11	↑	Cllr Sarah Merry
Attendance at primary school	PAM	94.0%	94.9%	95.10%	95.4%	95.5%	94.95%	5	↑	Cllr Sarah Merry
The percentage of all pupils (including those in LA care) in any LA maintained school, aged 15 as at the preceding 31 August who leave compulsory education, training or work based learning without an approved external qualification	NSI/ PAM	0.7%	1.1%	1.2%	0.5%	0%	1.2%	21	↓	Cllr Sarah Merry
The percentage of pupils assessed at the end of Key Stage 3, in schools maintained by the local authority, achieving the Core Subject Indicator, as determined by Teacher Assessment	PAM	77.8%	81.5%	83.40%	85%	88%	83.9%	13	↑	Cllr Sarah Merry
The percentage of pupils assessed, in schools maintained by the local authority, receiving a Teacher Assessment in Welsh (first language) at the end of Key Stage	NSI	11.4%	11.2%	11.80%	11.90%	TBC with SOP team	17.2%	11	↓	Cllr Sarah Merry
The average point score for pupils aged 15 at the preceding 31 August, in schools maintained by the local authority	NSI/ PAM	457.0	476.6	497.2	525	New QF by WG	530.4	21	↑	Cllr Sarah Merry
The percentage of final statements of special education need issued within 26 weeks including exceptions	NSI	70.5%	62.6%	Target 72%	65%	70%	64.5%	15	↓	Cllr Sarah Merry
The percentage of final statements of special education need issued within 26 weeks excluding exceptions	NSI	100.0%	100.0%	Target 100%	100%	100%	95.6%	1	↔	Cllr Sarah Merry

Improvement Objective 1.2: Looked after children in Cardiff achieve their potential

Measure	Type	2013-2014 Result (Academic yr 2012/13)	2014-2015 Result (Academic yr 2013/14)	2015-2016 Target (Academic yr 2014/15)	2016-2017 Target (Academic yr 2015/16)	2017-2018 Target (Academic yr 2015/16)	Wales Av. 2014-15 (Academic yr 2013/14)	Rank	Current Direction of Travel	Lead Member
% of all care leavers in education, training or employment at 12 months after leaving care	National	N/A	N/A	N/A	TBC	TBC	-	-		Cllr Sue Lent
% of all care leavers in education, training or employment at 24 months after leaving care	National	N/A	N/A	N/A	TBC	TBC	-	-		Cllr Sue Lent
% attendance of looked after pupils whilst in care in primary schools	Local	94.7%	96.9%	Target 98%	98%	98%	2013/14 95.1%	-		Cllr Sue Lent
% attendance of looked after pupils whilst in care in secondary schools	Local	91.5%	93.6%	Target 96%	96%	96%	2013/14 91.6%	-		Cllr Sue Lent
% of looked after children returned home from care during the year	National	N/A	N/A	N/A	TBC	TBC	-	-		Cllr Sue Lent
% of children looked after at 31 March who have experienced one or more non transitional changes of school in the 12 months to 31 March	National	13.3%	17.8%	Target 11%	16%	12%	2012/13 13.7%	-		Cllr Sue Lent
% of children looked after on 31 March who have had three or more placements during the year	National	8.35%	10.46%	Target 8%	12%	10%	-	-		Cllr Sue Lent
The percentage of pupils in local authority care in any local authority maintained school, aged 15 as at the preceding 31 August who leave compulsory education, training or work based learning without an approved external qualification	NSI	16.3%	6.3%	Target 2%	2%		1.2%	20		Cllr Sue Lent
% of looked after children eligible for assessment at the end of Key Stage 2 achieving the CSI	National	N/A	N/A		TBC	TBC				Cllr Lent
% of looked after children eligible for assessment at the end of Key Stage 4 achieving the CSI	National	N/A	N/A		TBC	TBC				Cllr Lent
% of children seen by a registered dentist within 3 months of becoming looked after	National	N/A	N/A		TBC	TBC				Cllr Lent
% of children looked after at 31 March who were registered with a GP within 10 working days of the start of their placement	National	N/A	N/A		50%	55%				Cllr Lent

Key: NSI= National Strategic Indicator | PAM= Public Accountability Measure

2015-16 result: Where results for 2015-16 is not available, the set target is included.

Improvement Objective 1.3:

Adult learners achieve their potential

Measure	Type	2013-2014 Result (Academic yr 2012/13)	2014-2015 Result (Academic yr 2013/14)	2015-2016 Target (Academic yr 2014/15)	2016-2017 Target (Academic yr 2015/16)	2017-2018 Target (Academic yr 2015/16)	Wales Av. 2014-15 (Academic yr 2013/14)	Rank	Current Direction of Travel	Lead Member
Maintain the success rate at or above the Adult Community Learning National Comparator (Cardiff specific return)	Local	60%	72%	87%	83%	83%* set by partnership	-	-		Cllr Sue Lent
The percentage of Into Work Service Users who feel more 'job ready' as a result of completing a work preparation course	Local	82%	80%	Target 85%	>90%	>90%	-	-		Cllr Sue Lent

Key: AY= Academic year | NSI= National Strategic Indicator | PAM= Public Accountability Measure

2015-16 result: Where results for 2015-16 is not available the set target is included

Improvement Objective 2.1: People at risk in Cardiff are safeguarded

Measure	Type	2013-2014	2014-2015	2015-2016	2016-2017	2017-2018	Wales Av. 2014-15	Rank	Current Direction of Travel	Lead Member
% of Children's Services social work vacancies across the service	Local	20.8%	22.2%	N/A	18%	16%	-	-		Cllr Sue Lent
% of re-registrations on the Child Protection Register during the year	National	N/A	N/A	N/A	TBC	TBC	-	-		Cllr Sue Lent
% of adult protection enquiries completed within 7 working days	National	N/A	N/A	N/A	TBC	TBC	-	-		Cllr Susan Elsmore
% of children supported to remain living within their family	National	N/A	N/A	N/A	TBC	TBC	-	-		Cllr Sue Lent
Number of children participating in the Challenging Extremism module	Local	N/A	N/A	N/A	1000	1000	-	-		Cllrs Sue Lent/ Dan De'Ath
% of assessments completed for children within statutory timescales	National	N/A	N/A	N/A	TBC	TBC	-	-		Cllr Lent
Average length of time for all children who were on the CPR during the year	National	N/A	N/A	N/A	TBC	TBC				Cllr Lent

Key: NSI= National Strategic Indicator | PAM= Public Accountability Measure

2015-16 result: Where results for 2015-16 is not available, the set target is included.


Improvement Objective 2.2: People in Cardiff have access to good quality housing

Measure	Type	2013-2014	2014-2015	2015-2016	2016-2017	2017-2018	Wales Av. 2014-15	Rank	Current Direction of Travel	Lead Member
Number of customers supported and assisted with their claims for Universal Credit	Local	N/A	N/A	N/A	400	400	-	-		Cllr Susan Elsmore
Additional weekly benefit awarded to clients of the City Centre Advice Team	Local	N/A	£5,144,266	Target £5.5m	£6m	£6m	-	-		Cllr Susan Elsmore
% of Commercial Landlord Agents licensed with Rent Smart Wales (cumulative)	Local	N/A	N/A	N/A	20%	60%	-	-		Cllr Bob Derbyshire
Number of Landlords in Wales registered with Rent Smart Wales (cumulative)	Local	N/A	N/A	N/A	26,000	52,000	-	-		Cllr Bob Derbyshire
% of interventions provided by the outreach service within 3 days of a report of rough sleeping	Local	N/A	N/A	N/A	90%	95%	-	-		Cllr Susan Elsmore
The number of additional affordable housing units provided during the year as a percentage of all additional housing units provided during the year	NSI	93%	93%	Target 20%	20%	20%	41%	1		Cllr Ramesh Patel/Cllr Elsmore
The percentage of private sector dwellings that had been vacant for more than 6 months at 1 April that were returned to occupation during the year through direct action by the local authority	NSI	5.49%	6.54%	Target 6.60%	6.60%	6.60%	11.76%	9		Cllr Bob Derbyshire

Key: NSI= National Strategic Indicator | PAM= Public Accountability Measure

2015-16 result: Where results for 2015-16 is not available, the set target is included.

Improvement Objective 2.3: People in Cardiff are supported to live independently

Measure	Type	2013-2014	2014-2015	2015-2016	2016-2017	2017-2018	Wales Av. 2014-15	Rank	Current Direction of Travel	Lead Member
% care leavers aged 16-24 experiencing homelessness during the year	National	N/A	N/A		TBC	TBC	-	-		Cllrs Sue Lent & Susan Elsmore
% of new service requests to be managed within Independent Living Services as opposed to Social Care	Local	N/A	N/A		50%	50%	-	-		Cllr Susan Elsmore
% of cases where alternative solutions were found by an Independent Living Visiting Officer through interventions reducing the need to follow through to Social Care	Local	N/A	N/A		45%	45%	-	-		Cllr Susan Elsmore
% of Telecare calls resulting in an ambulance being called out	Local	N/A	N/A		<10%	<10%	-	-		Cllr Susan Elsmore
The rate of delayed transfers of care for social care reasons per 1,000 population aged 75 or over	National	8.56	10.92	Target 5.92%	25% reduction on 2015-16 annual outturn set by WG Minister	25% reduction on 2015-16 annual outturn set by WG Minister	-	-		Cllr Susan Elsmore
The total number of adults in need of care and support using the Direct Payments Scheme	Local	501	550	Target 700	750	750	-	-		Cllr Susan Elsmore
% of eligible adults who are caring for adults that were offered a Carers Assessment during the year	Local	50.2%	64.4%	Target 93%	90%	TBC [benchmarking]	-	-		Cllr Susan Elsmore
The average number of calendar days taken to deliver a Disabled Facilities Grant	NSI/PAM	190	197	Target 200	220	220	231	7		Cllr Susan Elsmore

Key: NSI= National Strategic Indicator | PAM= Public Accountability Measure

2015-16 result: Where results for 2015-16 is not available, the set target is included.



Improvement Objective 3.1: Cardiff has more employment opportunities and higher value jobs

Measure	Type	2013-2014	2014-2015	2015-2016	2016-2017	2017-2018	Wales Av. 2014-15	Rank	Current Direction	Lead Member of Travel
Sq ft of 'Grade A' office space committed for development in Cardiff	Local	278,182	30,000	180,000	150,000	150,000	-	-		
New and safeguarded jobs in businesses supported by the Council, financially or otherwise	Local	870	454	Target 1,000	500	500	-	-		
Number of overnight stays in Cardiff	Local	N/A	N/A	N/A	+2%	+2%	-	-		
Number of visitors to Cardiff	Local	N/A	N/A	N/A	+2%	+2%				

Key: NSI= National Strategic Indicator | PAM= Public Accountability Measure

2015-16 result: Where results for 2015-16 is not available, the set target is included.

Improvement Objective 3.2: Cardiff has a high quality city environment that includes attractive public space and good supporting transport

Measure	Type	2013-2014	2014-2015	2015-2016	2016-2017	2017-2018	Wales Av. 2014-15	Rank	Current Direction of Travel	Lead Member
The percentage of highways inspected of a high or acceptable standard of cleanliness	PAM	93.8%	86.8%	Target 90%	90%	90%	96.9%	22		Cllr Bob Derbyshire
The percentage of principal (A) roads, non-principal/classified (B) roads and non-principal/classified (C) roads that are in overall poor condition	PAM	6.9%	6.8%	Target 7%	7%	7%	11.9	7		Cllr Ramesh Patel
% of all travel to work trips on the transport network to be made by sustainable modes	Local	44%	43%	43.9%	44%	45%	-	-		Cllr Ramesh Patel
Number of Green Flag parks and open spaces	Local	9	9	9	10	10	-	-		Cllr Bob Derbyshire
% of people cycling to work	Local	8%	9%	9.2%	10%	10%	-	-		Cllr Ramesh Patel

Key: NSI= National Strategic Indicator | PAM= Public Accountability Measure

2015-16 result: Where results for 2015-16 is not available, the set target is included.

Improvement Objective 3.3: All young people in Cardiff make a successful transition into employment, education or training

Measure	Type	2013-2014 Result (Academic yr 2012/13)	2014-2015 Result (Academic yr 2013/14)	2015-2016 Target (Academic yr 2014/15)	2016-2017 Target (Academic yr 2015/16)	2017-2018 Target (Academic yr 2015/16)	Wales Av. 2014-15 (Academic yr 2013/14)	Rank	Current Direction of Travel	Lead Member
Increase the % of Year 11 leavers making a successful transition from compulsory schooling to education, employment or training from 95.7% in 2015 (i.e. 4.3% NEET) to at least the Wales average by 2018	Local	95.1% (4.9% NEET) 95.8%	95.7% (4.3% NEET) 95.6%	PROV 95.5% (4.5% NEET)	96.5% (3.5% NEET)	97% (3% NEET)	AY 2013/14 96.9% (3.1% NEET)	AY 2013/14 20		Cllr Sarah Merry
Increase the % of Year 13 leavers making a successful transition from compulsory schooling to education, employment or training from 95.6% in 2015 (i.e. 4.4% NEET) to at least the Wales average by 2018	Local	(4.2% NEET) 99.3%	(4.4% NEET) 98.9%	PROV 97.4% (2.6% NEET) 98.8%	97% (3% NEET) 99.5%	97% (3% NEET)	AY 2013/14 95.1% (4.9% NEET)	AY 2013/14 11		Cllr Sarah Merry
Percentage of young people in Cardiff Schools achieving a recognised qualification by the end of Year 11.	Local	(0.7% no quals)	(1.1% no quals)	(1.2% no quals)	(0.5% no quals)	100%	1.2%	-		Cllr Sarah Merry

Key: NSI= National Strategic Indicator | PAM= Public Accountability Measure

2015-16 result: Where results for 2015-16 is not available, the set target is included.

Improvement Objective 4.1: Communities and partners are actively involved in the design, delivery and improvement of highly valued services

Measure	Type	2013-2014	2014-2015	2015-2016	2016-2017	2017-2018	Wales Av. 2014-15	Rank	Current Direction of Travel	Lead Member
Maintain customer / citizen satisfaction with Council services	Local	92.3%	88.8%	80.8%	69.3%		-	-		Cllr Graham Hinchey
The percentage of municipal waste collected by local authorities and prepared for reuse and/or recycled, including source segregated biowastes that are composted or treated biologically in another way	NSI/PAM	49.67%	53.38%	Target 58%	60%	60%	56.24%	17	↑	Cllr Bob Derbyshire
The percentage of customers who agreed with the statement 'Overall the Hub met my requirements/I got what I needed'	Local	99.8%	99.2%	90%	90%	90%	-	-	→	Cllr Peter Bradbury
The number of visitors to Libraries and Hubs across the City	Local	2,901,510	2,945,838	2,125,764	3,000,000	3,000,000	-	-	↑	Cllr Peter Bradbury
The number of visits to Public Libraries during the year, per 1,000 population	NSI	8326	8376	6000	8467.5	8467.5	5526	1	↑	Cllr Peter Bradbury
The number of visits to local authority sport and leisure centres during the year where the visitor will be participating in physical activity, per 1,000 population	NSI	9990	8084	Target 96%	9647	9647	8662	13	↓	Cllr Peter Bradbury
The percentage of food establishments which are 'broadly compliant' with food hygiene standards	PAM	87.27%	91.76%	Target 92%	92%	92%	94.19%	18	↑	Cllr Bob Derbyshire
The percentage of reported fly tipping incidents cleared within 5 working days	NSI	92.60%	82.51%	Target 90%	90%	90%	93.05%	21	↓	Cllr Bob Derbyshire
The percentage of municipal waste collected by local authorities sent to landfill	NSI/PAM	46.85%	32.57%	Target 30%	25%	25%	29.38%	13	↑	Cllr Bob Derbyshire

Key: NSI= National Strategic Indicator | PAM= Public Accountability Measure

2015-16 result: Where results for 2015-16 is not available, the set target is included.

Improvement Objective 4.2: The City of Cardiff Council has effective governance arrangements and improves performance in key areas

Measure	Type	2013-2014	2014-2015	2015-2016	2016-2017	2017-2018	Wales Av. 2014-15	Rank	Current Direction of Travel	Lead Member
% of the revised set of National Strategic Indicators and Public Accountability Measures that are in the top two quarters nationally	Local	37.2%	33.3%	Target over 50%	50%	50%	-	-		Cllr Graham Hinchey
% of revised set National Strategic Indicators and Public Accountability Measures that meet set target	Local	65%	50%	Target 85%	60%	TBC	-	-		Cllr Graham Hinchey
% of revised set of National Strategic Indicators and Public Accountability Measures that show an improving trend	Local	75%	42.9%	Target 85%	75%	TBC	-	-		Cllr Graham Hinchey
The number of working days/shifts per full-time equivalent (FTE) local authority employee lost due to sickness absence	PAM	Previously local indicator	10.11	Target 9	8.5	8	9.9	12		Cllr Graham Hinchey
% of personal performance & development reviews completed for permanent staff	Local	82%	89%	Target 90%	95%	95%	-	-		Cllr Graham Hinchey
% of middle managers at grade 7 and below to complete the Cardiff Managers programme	Local				50%	90%	-	-		Cllr Graham Hinchey

Key: NSI= National Strategic Indicator | PAM= Public Accountability Measure

2015-16 result: Where results for 2015-16 is not available, the set target is included.

* 2013/14 Welsh Government statistical release and is based on 43 national indicators as one indicator was deemed to be not comparable to the rest of Wales.

Improvement Objective 4.3: The City of Cardiff Council makes use of fewer, but better, buildings

Measure	Type	2013-2014	2014-2015	2015-2016	2016-2017	2017-2018	Wales Av. 2014-15	Rank	Current Direction of Travel	Lead Member
Reduction in Gross Internal Area (GIA) of buildings in operational use	Local [Assets Strategy]	N/A	2.5%	Target 3.5%	3%	5%	-	-		Cllr Graham Hinchey
Reduction in total running cost of occupied operational buildings	Local [Assets Strategy]	N/A	N/A	N/A	4.2%	4.4%	-	-		Cllr Graham Hinchey
Reduction in maintenance backlog	Local [Assets Strategy]	N/A	£900k	Target £4.3%	£3.2m	£6.7	-	-		Cllr Graham Hinchey
Revenue savings delivered through Property Rationalisation	Local	N/A	N/A	N/A	£1.5m	£1.58m	-	-		Cllr Graham Hinchey
Capital receipts delivered through Property Rationalisation	Local	N/A	N/A	N/A	£7.3m	£21.6m	-	-		Cllr Graham Hinchey
The percentage change in the average Display Energy Certificate (DEC) score within local authority public buildings over 1,000 square metres.	PAM	New indicator from 2015-16	New indicator from 2015-16	N/A	3%		-	-	new indicator	Cllr Ramesh Patel

National Strategic Indicator and Public Accountability Measures which do not appear in the main body as part of the Plan

Measure	Type	2013-2014 Result (Academic yr 2012/13)	2014-2015 Result (Academic yr 2013/14)	2015-2016 Target (Academic yr 2014/15)	2016-2017 Target (Academic yr 2015/16)	2017-2018 Target (Academic yr 2015/16)	Wales Av. 2014-15 (Academic yr 2013/14)	Rank	Current Direction of Travel	Lead Member
The percentage of adults aged 60+ who hold a concessionary bus pass (THS/007)	NSI	95.3%	100%	Target 94%	94%	94%	85.8	1		Cllr Ramesh Patel

Key: NSI= National Strategic Indicator | PAM= Public Accountability Measure

2015-16 result: Where results for 2015-16 is not available, the set target is included.